

umbella globosa capsulifera bulbiferave, filamentis 3 interioribus 3-cuspidatis perigonio paulo longioribus, cuspide antherifera filamento ipso cuspidibusque sterilibus duplo brevior, bulbis simplicibus. Pars superior germinis contracta et dorsum utriusque segmenti appendiculo transversali ascendente instructum.

2. *A. Ampeloprasmus* (Linn.). Caule ad medium folioso, foliis planis, spatha elongata, umbella globosa capsulifera bulbiferave, filamentis 3 interioribus tricuspидatis perigonio paulo longioribus, cuspide antherifera filamentum ipsum subæquante cuspidibus sterilibus triplo brevior, bulbo e bulbulis paucis in tunica nidulantibus formato. Pars inferior germinis contracta et dorsum utriusque segmenti appendiculo transversali descendente instructum.

St. John's Coll., Cambridge, Nov. 1, 1839.

XXXII.—*Notice of some Fungi collected by C. Darwin, Esq., during the Expedition of H. M. Ship Beagle.* By the Rev. M. J. BERKELEY, M.A., F.L.S.

[With Plates, No. VIII. and IX.]

THE Fungi here noticed were placed in my hands some time since by Prof. Henslow. I am not certain whether they are all that were collected by Mr. Darwin, though it is probable, from the great mass of other matter upon his hands, that such is the case. Though the number is small, two of them at least are quite new, and the *Dædalea* is one of the most beautiful of its race.

1. *Polyporus sanguineus*, Meyer (No. 464).

Rio Janeiro. May.

2. *Stilbum lateritium*, n. s. Gregarious, bursting from beneath the bark, solitary or subfasciculate, pale brick-red; stems about 1 line high, thickest at the base and dusky; often confluent and flattened, pruinose from the presence of short curved obtuse flocci. Capitula ovate or subhemispherical, minutely setulose. Sporidia oblong.

Rio Janeiro. May. With the last. This is certainly very near to *Stilbum cinnabarinum*, Montagne, 'Ann. d. Sc. Nat.' n. s. vol. viii. p. 360, a species found in Cuba, of which I have

received a specimen accompanied by a sketch, from the learned author, who most liberally sent me half of the only specimen he possessed. The habit is very different. There is a variety of *St. lateritium* from St. Vincent's in Sir W. J. Hooker's collection with a smooth stem. A third species, *S. aurantiacum*, approaching very near to either, has been lately discovered in Leicestershire by Churchill Babington, Esq. It is probable that at some future time it may be thought right to separate the three species from *Stilbum*. The structure of the capitula is distinctly filamentous, and the sporidia, in Mr. Babington's plant at least, originate from the tips of the flocci.

3. *Thelephora lobata*, Kz. Fr. in Linnæa, (No. 599.)

Rio Janeiro. May.

4. *Polyporus pinsitus*, Fr. El. (No. 599.)

Rio Janeiro. May.

5. *Polyporus australis*, Fr. (No. 600.)

Rio Janeiro. June.

6. *Polyporus versicolor*, Fr. (No. 1345.)

Falkland Islands on the underside of timber. Entirely resupinate.

7. *Sporidesmium adscendens*, n. s. Flocci bent at the base and filiform, flexuous, above abruptly incrassated; apex attenuated, truncate. Forming elongated black patches on the pileus of *Polyporus versicolor*. Allied to *Sporidesmium hormiscioides*, but in that species the threads have no distinct thickened portion above as in the present species. The articulations contain a large globule.

With the last. Falkland Islands.

8. *Dedalea erubescens*, n. s. Cæspitose, confluent. Pileus $4\frac{1}{2}$ inches broad, coriaceous, depressed in the centre with the margin broadly deflexed, minutely velvety and silky, zoned, fulvous-cinnamon, nearly even, with the exception of one or two well-marked ridges; margin irregular, slightly fringed. Gills broad, unequal, distinct, rigid, much jagged, tinged with pink towards the margin, running down to the very base of the stem, on which they anastomose, and are clothed with a beautiful velvety pile. Stem central, 2 inches high, $\frac{1}{3}$ of an inch thick, solid, dilated upwards into the pileus, velvety marked with oblong reticulations from the decurrent gills,

fulvous-cinnamon, growing out of a thick spongy mycelium, which is attached to wood and leaves.

It is matter of doubt whether this species should be placed in *Dadalea* or *Lentinus*, though the habit is rather that of the former genus. The gills are not the least sinuous, and do not anastomose at all above; their colour is nearly that of deep tinted specimens of *D. biennis*. The pileus resembles somewhat that of *Polyporus perennis*, and in young plants is probably infundibuliform. The sporidia appear to have fallen out entirely, as is in general the case with exotic Hymenomyces, and the cells of the surface of the hymenium have grown since the plant was gathered, so that the form of the sporophores (*basidia*, Decaisne) cannot be detected. This is frequently the case in the coriaceous fungi, and can only be prevented by very prompt drying, care being taken to place the specimen when laid to dry in its natural position. No number being attached to this species, I am not able to say where it was gathered, but probably at Rio Janeiro.

Two other species are in the same collection which I am unable to determine; one a byssoid production, of doubtful affinity, from Terra del Fuego, No. 496; the other an imperfect *Thamnomycetes* (probably *T. chordalis*) from Rio Janeiro, No. 575.

EXPLANATION OF PLATE VIII.

Fig. 1. *a.* *Sporidesmium adscendens* on resupinate *Polyporus versicolor*, natural size.

b, c, d. Filaments, more or less magnified.

Fig. 2. *a.* *Stilbum lateritium* on bark, natural size.

b. The same, magnified.

c. Two individuals more highly magnified.

d. Flocci, of which the capitula are composed.

e. Sporidia.

PLATE IX.*

Dadalea erubescens.

* Plate IX. will be given next month in the Supplement Number.

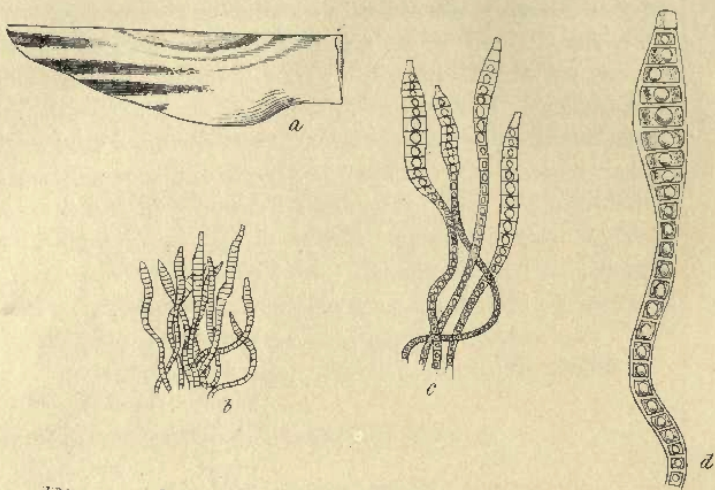
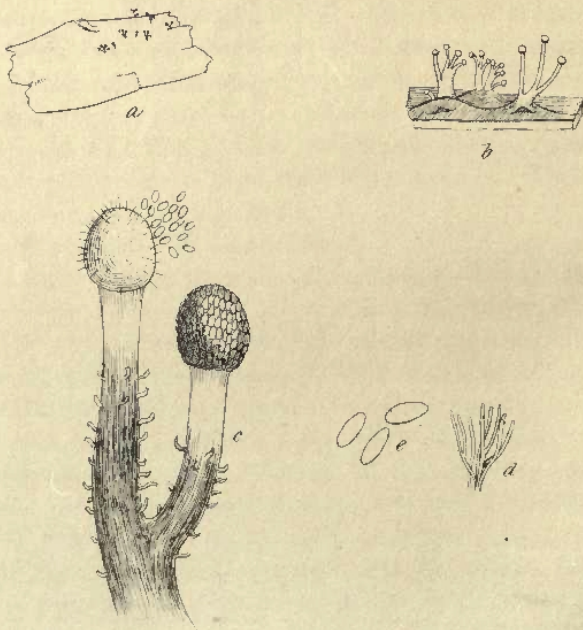



Fig. 1. *Sporidesmium adscendens*, Berk.



J. Baore. del.

Fig. 2. *Stilbum lateritium*, Berk.



Dædalea erubescens. Berk.

J. Bower. del.